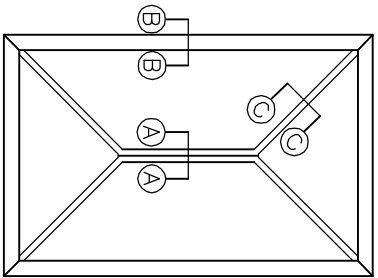
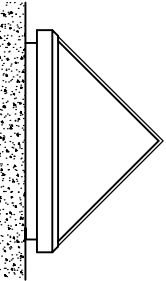


PLAN ELEVATION



SIDE ELEVATION



GLASS SPECIFICATION:

6mm Clear Toughened Outer
 16mm Black Spacer
 6mm Clear Toughened Inner

FINISH SPECIFICATION:

POLYESTER POWDER COATED
 (PRIMARY SURFACES),
 RAL 9010 MATT WHITE / RAL 7015 MATT GREY

ALUMINIUM SPECIFICATION:

EXTRUSIONS TO COMPLY WITH BS1474,
 SHEET ALUMINIUM TO COMPLY
 WITH BS EN 485, BS EN 515, BS EN 573.

MINIMUM COATING THICKNESS 40 MICRONS.

UPSTAND SPECIFICATION:

CONFORMING TO IMPACT RESISTANCE AND
 BREAKAGE CHARACTERISTICS OF BS6206.
 DGU'S FABRICATED TO BS5713 AND
 SUPPLIED IN ACCORDANCE WITH BS6262
 TO ALLOW 15mm NOM. ENGAGEMENT.

FIXING SPECIFICATION:

ALL FIXINGS TO BE A2 STAINLESS STEEL.

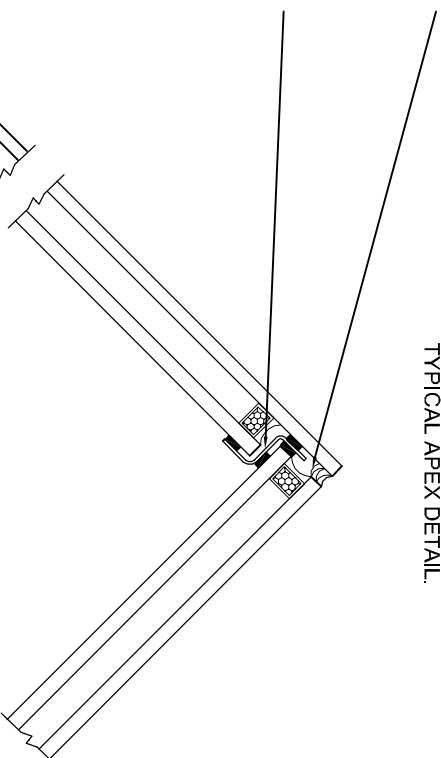
KERB OPENING TO BE CONSTRUCTED TO
 WITHIN ±5mm OF DESIGNED SIZES &
 ±10mm ON DIAGONALS.
 UPSTAND WEATHERING BY OTHERS

SECTION A-A

CROSS SECTION OF TYPICAL APEX DETAIL.

Double glazed units to lap as shown with
 black finished St Sli safety angle to ensure
 aesthetically pleasing internal and external
 finish

Silicone pointing along glass to glass face



Polyethylene backing
 rod and packers.

Silicone seal around gap edge.

12mm nominal packing.

Use plastic horseshoe
 shims as required,
 supplied by
 Thermalight.

Ø12 Hole Plug

M6 x 2" pozi pan
 head wood screw

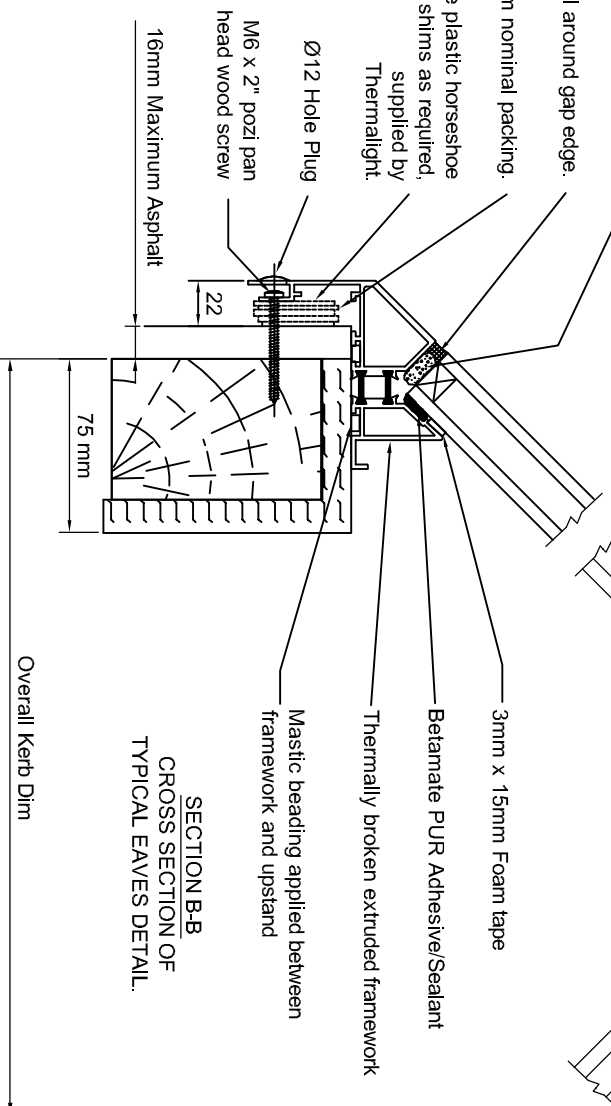
16mm Maximum Asphalt

22

75 mm

SECTION B-B

CROSS SECTION OF TYPICAL EAVES DETAIL.



3mm x 15mm Foam tape

Betamate PUR Adhesive/Sealant

Thermally broken extruded framework

Mastic beading applied between
 framework and upstand

Overall Kerb Dim



Pyramid House, 52 Goldford Road,
 Lightwater, Surrey, GU18 5SD
 Tel: +44 (0)1276 451555
 Fax: +44 (0)1276 451533
 Email: info@nationalhomes.com
 Website: www.nationalhomes.com

IT IS THERMALIGHT'S POLICY TO CONTINUOUSLY DEVELOP
 AND IMPROVE OUR PRODUCTS, AND THEREFORE RESERVE
 THE RIGHT TO MODIFY OR CHANGE THE DETAIL DESIGN
 AT OUR DISCRETION AND WITHOUT PRIOR NOTICE.

THIS DRAWING IS COPYRIGHT AND THE SOLE PROPERTY OF
 THERMALIGHT. THE DESIGN/INFORMATION IT CONTAINS ARE
 PRIVATE AND CONFIDENTIAL.
 IT MUST NOT BE USED, COPIED, EXHIBED OR COMMUNICATED TO THIRD
 PARTIES FOR ANY PURPOSE OTHER THAN THAT FOR WHICH IT
 WAS ISSUED WITHOUT THEIR WRITTEN PERMISSION.
 CUSTOMER

Sales

PROJECT
 Standard Drawing

SP REF No

DESCRIPTION	MODIFICATION DETAILS	NAME/DATE
A		
B		
C		
D		
E		
F		
G		
H		
I		
J		

DRAWN	John	28.01.04	DESIGN CHECKED	ENGINEERING CHECKED
SCALE	Not to Scale			

TITLE DRAWINGS FOR
 ELONGATED PYRAMID

DRAWING NO

404/ASS/005

ISSUE

B